

Surface Mounted High Efficiency CAM Action Overhead Door Closer




S3400

EN2-4 power adjustable by spring door closer




- Exclusive profile extruded body
- High performance CAM action mechanism
- Slide track with matching arm
- Adjustable closing power, speed and latch action
- Fully CE tested and Certifire approved adjustable backcheck
- Mechanical Hold Open Device available *(Not suitable for use on fire doors)
- Supplied in 2 variants; Pull side door/push side transom mounting OR Push side door/pull side transom mounting
- Slideplate or semi radius cover option
- Genuine Stainless Steel material is used for all Stainless Steel Cover variants
- S3401 approved for door mount pull side & transom mount push side
- S3406 approved for door mount push side & transom mount pull side

Technical Data


- 
Declaration of Performance:
Available via our website
- 
Certifire Certificate No.:
CF 5312
- 
Classification:

4	8	4	1	1	3
---	---	---	---	---	---

CE Certificate No.:
1121-CPD-AD5198
- 
Dimensions:
Available via our website

Available Cover & Arm Finishes

Metallic Finishes



RAL Colours and other plated finishes available to Special Order – please see our Finishes Brochures for further details

Synergy Hardware Limited

Tel: 01902 893725 sales@synergyhardware.co.uk
Fax: 01902 896746 www.synergyhardware.co.uk

Unit 2 Heath Mill Business Centre, Heath Mill Road, Wombourne, West Midlands WV5 8AP

E&OE. Whilst every effort has been made to ensure the information presented is correct, we can accept no responsibility for any errors that may exist. We also reserve the right to make alterations to the design or specification of any product without notice.

